

Rubber Check Valves from are specifically designed for use in sewage treatment plants, outfalls, and tidal operations. They're a cost-effective solution for controlling back pressures, and are a fully passive flow device, requiring no maintenance, no outside power sources or manual assistance to operate.

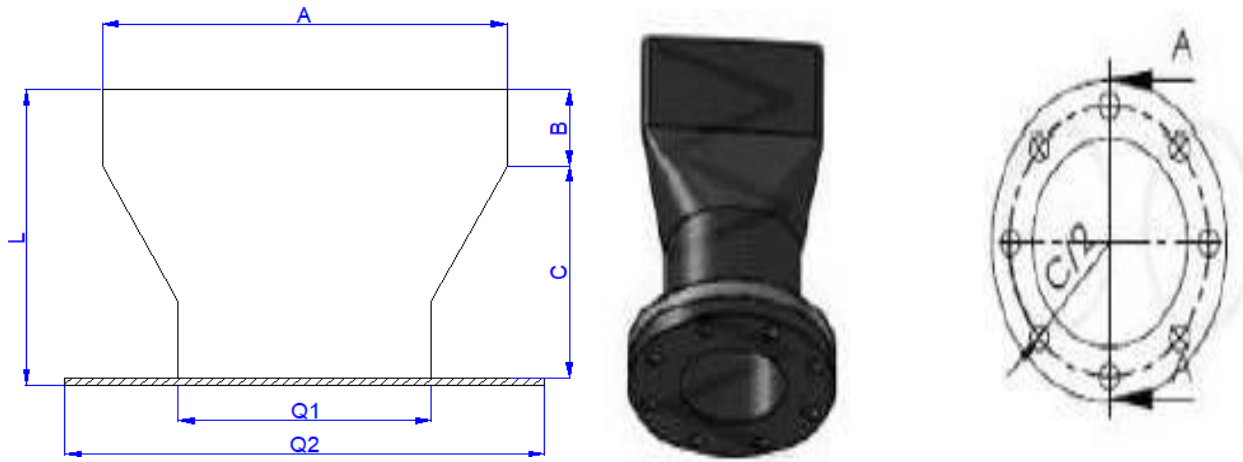
Rubber check valves are recommended as direct replacements for ineffective, maintenance-ridden flap type check valves, which are commonly known to seize, rust, or bind in unwanted positions. Rubber duckbill check valves provide backflow protection from occurrences including:

- Sewage slurries
- Outfalls to ocean fronts from heavy rainfall activity
- Land erosion due to back flow conditions
- Invasion of saltwater to freshwater pond

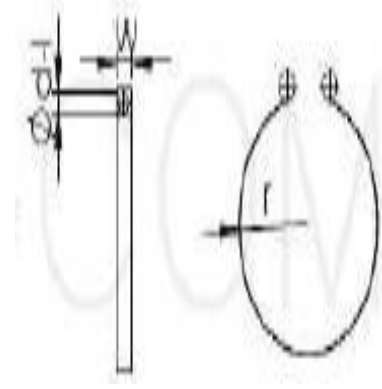
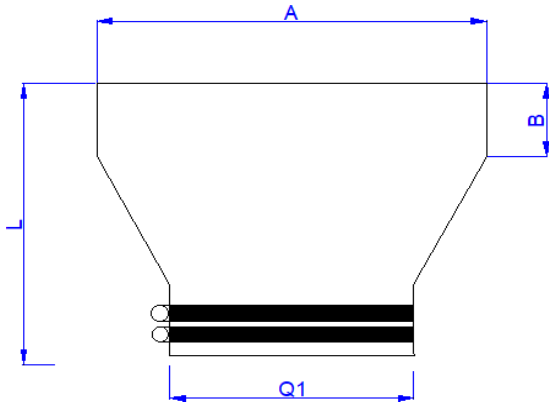
Applications Include:

- Wastewater treatment plants
- Sewer systems
- Potable water holding tanks, single in/single out only (including tank overflow pipes)
- Pump protection (water hammer/valve slam)
- Airport runways, parking lots, residential areas, commercial centers
- Stormwater Discharge
- Flood Control Prevention
- Effluent Diffusers
- Retrofit Systems
- Mining Outfall and Tailings Pond Overflow Pipe





Valve Dimensions							Flange Dimensions						
Product code	Ø1 (mm)	A (mm)	B (mm)		L (mm)		Ø2 (mm)	C (mm)	(mm)	Hole Diameter (mm)	Hole Number	TOTAL WEIGHT (kg)	
			Diffuser	Discharge	Diffuser	Discharge						Diffuser	Discharge
DB 150	150	247	308	64	524	279	285	240	24	22	8	15	11
DB 200	200	306	380	79	643	342	340	295	26	22	12	22	16
DB 250	250	380	445	93	752	399	405	355	29	26	12	33	23
DB 300	300	480	480	100	812	432	460	410	32	26	12	44	31
DB 350	350	540	584	122	984	521	520	470	35	26	16	67	47
DB 400	400	605	620	129	1045	554	580	525	38	30	16	78	56
DB 450	450	645	687	143	1158	613	640	585	42	30	20	97	71
DB 500	500	750	716	149	1209	642	715	650	46	33	20	132	97
DB 600	600	880	872	182	1472	781	840	770	55	36	20	197	140
DB 700	700	950	884	184	1499	798	910	840	63	36	24	220	150
DB 800	800	1220	984	205	1673	894	1020	950	74	39	24	255	165
DB 900	900	1320	1080	225	1837	982	1125	1050	82	39	28	295	180
DB1000	1000	1430	1333	278	2256	1200	1255	1170	90	42	28	237	195
DB1200	1200	1430	1392	290	2360	1258	1485	1390	98	48	32	390	210



Valve Dimensions

Clamp Dimensions

Product code	Ø1 (mm)	A (mm)	B (mm)		L (mm)		Ø2 (mm)	Width K (mm)	t (mm)	PCS	TOTAL WEIGHT (kg)	
			Diffuser	Discharge	Diffuser	Discharge					Diffuser	Discharge
DCV 150	150	247	308	64	524	279	183	25	24	2	8	5
DCV 200	200	306	380	79	643	342	246	25	26	2	13	7
DCV 250	250	380	445	93	752	399	300	25	29	2	21	11
DCV 300	300	480	480	100	812	432	360	30	32	2	25	12
DCV 350	350	540	584	122	984	521	500	25	35	2	41	21
DCV 400	400	605	620	129	1045	554	480	30	38	2	55	23
DCV 450	450	645	687	143	1158	613	530	40	42	2	50	28
DCV 500	500	750	716	149	1209	642	580	40	46	2	75	40
DCV 600	600	880	872	182	1472	781	680	40	55	2	105	58
DCV 700	700	950	884	184	1499	798	780	40	63	4	120	70
DCV 800	800	1220	984	205	1673	894	890	40	74	4	140	90
DCV 900	900	1320	1080	225	1837	982	1000	45	82	4	160	110
DCV1000	1000	1430	1333	278	2256	1200	1100	45	90	4	237	195
DCV1200	1200	1430	1392	290	2360	1258	1300	50	98	4	390	210